

Rules on Garbage and Recyclable Disposal Guidebook for Households



The 4 Rules of Garbage Disposal

1 Separate your garbage

To effectively save resources, please properly separate your garbage.

In particular, when paper gets mixed in with other garbage, it gets wastefully burned.



2 Bring out your garbage on time

Bring out your garbage to the collection area on the designated day **from early that morning to 8:30 am.**



3 Bring out your garbage on collection day

Bring out your garbage only on the designated collection day.

The collection day differs for each block.

*Failing to do so causes a nuisance to your neighbors.



4 Bring out your garbage to the designated collection area







The collection areas are shared spaces and are managed by the local residents.

Please observe good etiquette when using the collection areas.









Collection Schedule







- Please take your waste to the designated pickup area by 8:30 am on collection day.
- Collection services are also offered on national holidays (excluding year-end/New Year's holiday).

Area of Residence	Hanbara and Tashiro						
Collection District	Mon	Tue	Wed	Thu	Fri	Sat	Sun
Hanbara Tashiro	Combustible Waste 	Recyclable A (Every Other Week) 	Recyclable C (Every Week) Plastic Container/ Packaging 	Combustible Waste 	No Collection	No Collection	No Collection
		Recyclable B (Every Other Week) 	Recyclable C (Every Other Week) Yard Waste 				

Recyclable A: Bottle/Paper/Paper Carton/Noncombustible Waste/Battery/Styrofoam Recyclable B: Can/PET Bottle/Old Clothing







Area of Residence	Kasugadai and portions of Nakatsu (Otsuka, Mutsukura [upper hill area], Kamikumasaka [Sugawara district])						
Collection District	Mon	Tue	Wed	Thu	Fri	Sat	Sun
Kasugadai	Combustible Waste 	No Collection	Recyclable C (Every Week) Plastic Container/ Packaging 	Combustible Waste 	Recyclable A (Every Other Week) 	No Collection	No Collection
			Recyclable C (Every Other Week) Yard Waste 		Recyclable B (Every Other Week) 		

Recyclable A: Bottle/Paper/Paper Carton/Noncombustible Waste/Battery/Styrofoam Recyclable B: Can/PET Bottle/Old Clothing

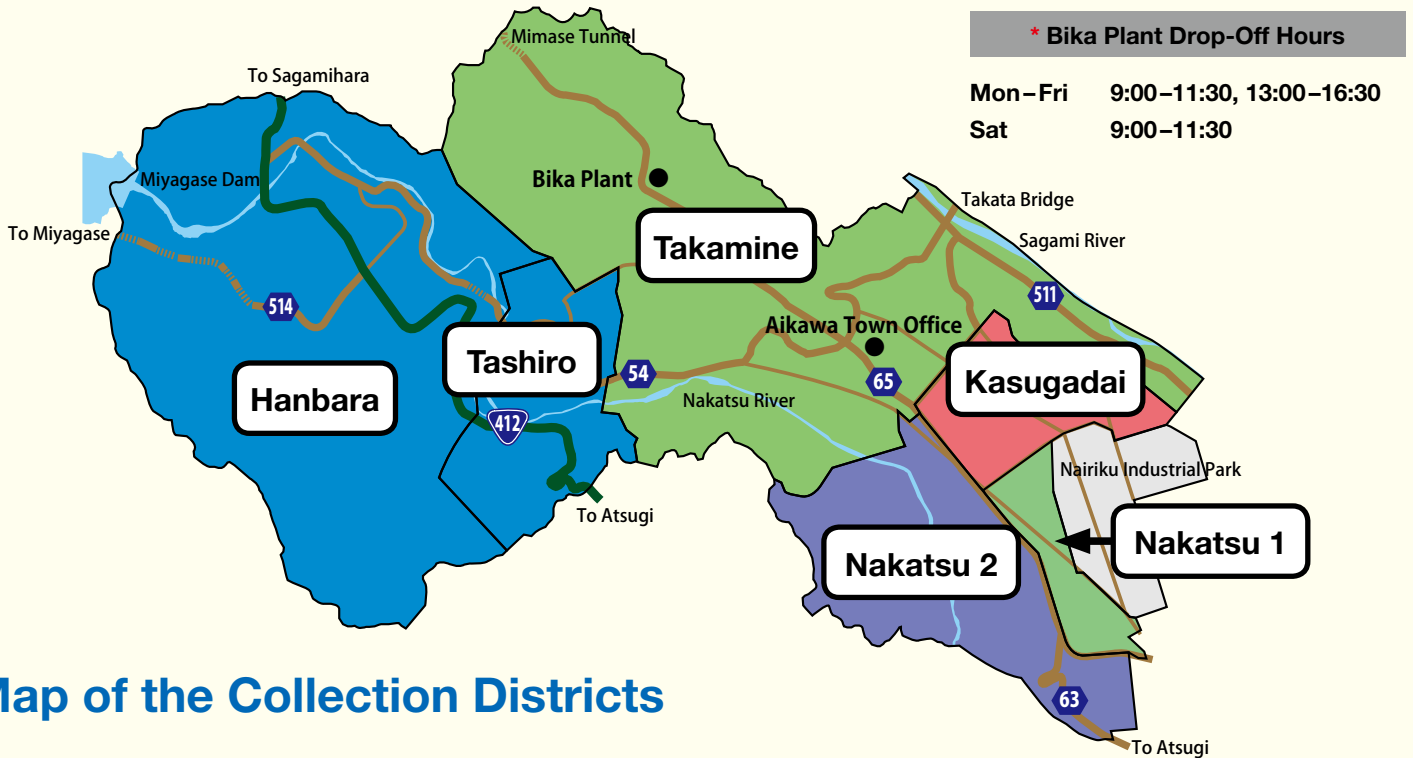
Area of Residence	Sumida, Mimase, and portion of Nakatsu (Shitamutsukura) Nairiku Industrial Park side of Prefectural Route 65 (Atsugi Aikawa Tsukui Prefectural Road)						
Collection District	Mon	Tue	Wed	Thu	Fri	Sat	Sun
Takamine Nakatsu 1	Recyclable A (Every Other Week) 	Combustible Waste 	Recyclable C (Every Week) Plastic Container/ Packaging 	No Collection	Combustible Waste 	No Collection	No Collection
	Recyclable B (Every Other Week) 		Recyclable C (Every Other Week) Yard Waste 				

Recyclable A: Bottle/Paper/Paper Carton/Noncombustible Waste/Battery/Styrofoam Recyclable B: Can/PET Bottle/Old Clothing

- Waste cannot be disposed of in places other than the designated waste pickup area or on the night before collection day.
- Waste cannot be disposed of on non-collection days or after waste has been collected.
- Garbage and recyclable materials from offices, stores, private shops, restaurants, and other facilities cannot be disposed of at the household waste pickup area.

Area of Residence	Nakatsu River side of Prefectural Route 65 (Atsugi Aikawa Tsukui Prefectural Road)						
Collection District	Mon	Tue	Wed	Thu	Fri	Sat	Sun
Nakatsu 2	No Collection	Combustible Waste 	Recyclable C (Every Week) Plastic Container/ Packaging 	Recyclable A (Every Other Week) 	Recyclable B (Every Other Week) 	Combustible Waste 	No Collection
			Recyclable C (Every Other Week) Yard Waste 				

Recyclable A: Bottle/Paper/Paper Carton/Noncombustible Waste/Battery/Styrofoam Recyclable B: Can/PET Bottle/Old Clothing



Map of the Collection Districts

Collection District	Collection Area
Hanbara	Hanbara
Tashiro	Tashiro
Kasugadai	Kasugadai and portions of Nakatsu (Otsuka, Mutsukura [upper hill area], Kamikumasaka [Sugawara district])
Takamine	Sumida, Mimase, and portion of Nakatsu (Shitamutsukura)
Nakatsu 1	Nairiku Industrial Park side of Prefectural Route 65 (Atsugi Aikawa Tsukui Prefectural Road)
Nakatsu 2	Nakatsu River side of Prefectural Route 65 (Atsugi Aikawa Tsukui Prefectural Road)

Combustible Waste



*Place waste in a transparent/ semitransparent bag and tie the bag firmly before disposing.

Kitchen waste

*Sufficiently drain the water from the kitchen waste. Draining will reduce the weight by about 10%.



Paper scraps, such as used tissues



Clamshell, eggshell, etc.



Leather item, etc.



Plastic bucket, washbasin, etc.



Videotape, DVD, cassette tape, CD



Stationery, such as ballpoint pen and ruler



Recyclable A

Noncombustible Waste

Clock



Wire hanger



Umbrella



Rice cooker



*Place the items in a transparent/semitransparent bag before disposing.

*Large-sized items may be disposed of without placing them in a bag. However, if there are several of one item, such as an umbrella, please bundle them together with a string before disposing.

Lighter



*Use up the contents. Place lighters in a transparent/semitransparent bag and write “ライター” (lighter) on the bag before disposing.

Thermometer



*Place thermometers in a transparent/ semitransparent bag and write “オンドケイ・タイオンケイ” (ondokei/taionkei, or thermometer) on the bag before disposing.

Bottle

Beer bottle

Brown or green sake bottle

Bottles for soft drinks, food seasoning, cosmetics, alcohol such as whiskey, etc.

*Rinse with water and place all bottles together in a transparent/ semitransparent bag before disposing.



Ceramics



Cups



Glass fragments



*Place the items in a transparent/semitransparent bag before disposing. Wrap any shattered glass in paper and label it “キケン” (kiken, or dangerous) before disposing.

Fluorescent light/Light bulb



*Place the items in a transparent/semitransparent bag or in the packaging in which they came at the time of their purchase. *Label any shattered light bulbs as “キケン” (kiken, or dangerous) before disposing.

Paper

Magazine, book, etc. (weekly magazine, monthly magazine, textbook, notebook, pamphlet, etc.)



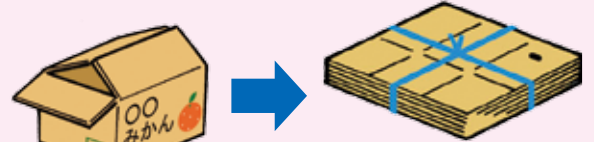
*Bundle with string before disposing.

Newspaper (incl. folded flyer)



*Bundle newspapers and flyers together with string before disposing.

Cardboard



*Flatten and fold cardboard into a manageable size and bundle with string before disposing.

Miscellaneous paper

Confectionary paper packaging



Wrapping paper



Empty cigarette pack



Postcard/letter

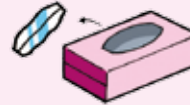


Toilet paper roll/saran wrap roll



Tissue paper box

*Remove the plastic from the box and dispose of it as "plastic container/packaging."




*Place the items in a paper bag or a transparent/ semitransparent bag before disposing.

*Do not mix with shredded paper.

Shredded paper


*Place the shredded paper in a transparent/ semitransparent bag before disposing.



Paper Carton (Milk Carton, Etc.)

*Rinse, cut open, dry, and bundle with string before disposing.

*Cartons with an aluminum coating inside should be disposed of as "combustible waste."



Non-recyclables should be disposed of as "combustible waste"

Waterproof paper (paper cup, yogurt container, *natto* packaging, etc.), heat-sensitive paper (receipt, fax paper, etc.), photograph paper, oiled paper, carbon-backed paper and non-carbon-backed paper (carbon copy of delivery slip, etc.), among other items

Battery


*Place batteries in a transparent/ semitransparent bag and write "カンデンチ" (*kandenchi*, or dry-cell battery) on the bag before disposing.

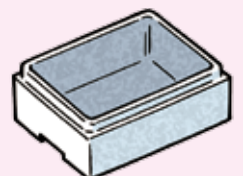
*Drop off rechargeable batteries and button cells at collection boxes located at stores and elsewhere.



Styrofoam

*Bundle before disposing to prevent wind blown litter.

*Dispose of Styrofoam, which has the  mark, as "plastic container/packaging."



Recyclable B



Can

■ Seaweed can, food can, tealeaf can



■ Spray can

*Use up the contents and pierce a hole.



■ Aluminum can/ steel can

*Rinse before disposing.
*Flatten aluminum cans.



PET Bottle

*Remove the label and cap, and rinse the bottle with water.
*Dispose of the label and cap as "plastic container/packaging."



Items with this mark



*Place bottles in a transparent/ semitransparent bag before disposing.

Old Clothing

*Dispose of heavily soiled clothing as "combustible waste."

*Wash and dry the items and place them in a transparent/semitransparent bag before disposing, with all buttons and zippers intact.

■ Clothes



■ Coat



Dispose of quilted clothes (e.g., skiwear), slippers, etc. as "combustible waste."

Dispose of carpets, futons, etc. as "oversized waste."

Used Cooking Oil

***Drop off the oil directly at Bika Plant (Used cooking oil is not collected. Do not dispose of it at the waste pickup area.)**



*Used cooking oil is extremely hot and dangerous. Always let it cool before handling.



*Pour the oil into a PET bottle with the label removed.
*Be careful not to mix in foreign substances, such as deep-fried tempura batter.



*Unopened cooking oil should be dropped off at Bika Plant in its original state.

- Animal-derived cooking oil, such as butter and lard, as well as petroleum, kerosene, engine oil, among other types, are excluded.
- If you cannot drop off the oil at Bika Plant, please harden it with a chemical or absorb it using paper, and dispose of it on a pickup day for "combustible waste."

Recyclable C



Items with this mark

Plastic Container/Packaging

■ Styrofoam food tray



■ PET bottle label/ Cap



■ Bag for food, etc.



■ Bottle for shampoo, detergent, etc.



■ Container for pudding, cup noodle, convenience store box lunch, etc.



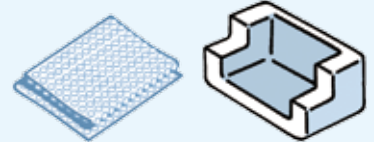
■ Egg carton



■ Outer film on cigarette box, tissue box, etc.



■ Styrofoam used for household appliance packaging, etc.



Place all plastic containers and packaging in one bag before disposing

*Placing items in multiple bags slows down the sorting process. Please place all items together in one bag.



Clean the items before disposing

*Rinse off any solids, etc. that are attached to the item (if the item is a tube, cut it open). If the item cannot be cleaned, then dispose of it as "combustible waste."



Disposal Method of Plastic Container/Packaging



*Use up the contents of the container (packaging).



*If the container is dirty, either wipe it or rinse it with leftover water from washing dishes, etc.



*Place the items in a transparent/ semitransparent bag and dispose of the items on the designated collection day.

Yard Waste

■ Branches, leaves, weeds, etc.



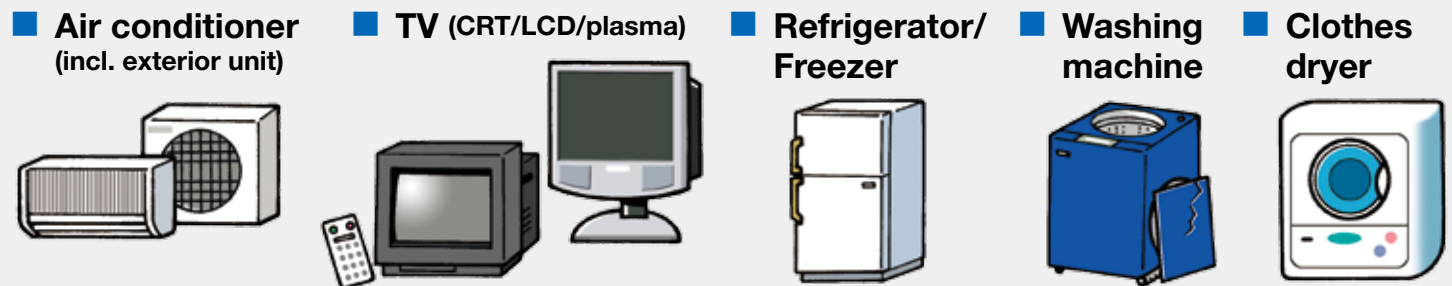
*Secure branches, which have a diameter less than 5cm, in bundles. The bundles should be around 50cm in length and no more than 25cm in diameter.



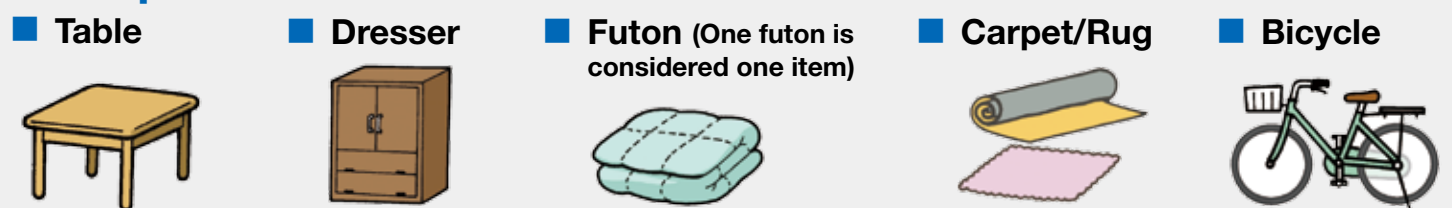
*Place all twigs, mowed grass, and leaves together in a transparent/ semitransparent bag before disposing.

“Items recycled by manufacturers, etc.” or “oversized waste” cannot be disposed of at the waste pickup area. (They are collected for a fee.)

Examples of Items Recycled by Manufacturers, etc.



Examples of Oversized Waste



● **What is oversized waste?** –An item that measures more than 50cm on any one side.

● **Disposal method of “items recycled by manufacturers, etc.” and “oversized waste”**

Drop off the items directly at Bika Plant, or call to make an appointment to have the items picked up from your home.

*Some items cannot be disposed of by the town. For details, please contact Bika Plant.

● Drop-Off of Garbage and Recyclable Materials

Drop-Off Location	Aikawa-machi Bika Plant 1656-2 Mimase, Aikawa-machi Tel: 046-281-2258 or 046-281-2811
Drop-Off Days	Mon–Sat (Closed on Sat afternoon, national holidays, year-end/New Year’s holiday)
Hours	Mon–Fri 9:00–11:30, 13:00–16:30, Sat 9:00–11:30
Type	Combustible waste, recyclables A/B/C, used cooking oil, items recycled by manufacturers, etc., oversized waste (At a charge)
Notes	<ul style="list-style-type: none"> • When dropping off items recycled by manufacturers, etc., a “Household Appliance Recycling Ticket” must be purchased in advance at a post office. • Please consult Bika Plant in advance if you intend to drop off a large amount of garbage. • When dropping off items, please show identification that proves you are a resident of the town, such as a driver’s license.

Garbage that the Town Cannot Dispose Of



● “Garbage that the town cannot dispose of” cannot be thrown away at the waste pickup area or dropped off at Bika Plant.

● Please make arrangements with the store where the item was purchased or with a company specializing in their disposal. (At a charge)

Inquiries

**Kankyoka-haikibutsu-taisakuhan
or Bika Plant**

Tel: 046-285-2111 (ext. 3514)
or 046-281-2258/046-281-2811
Email: kankyo@town.aikawa.kanagawa.jp